



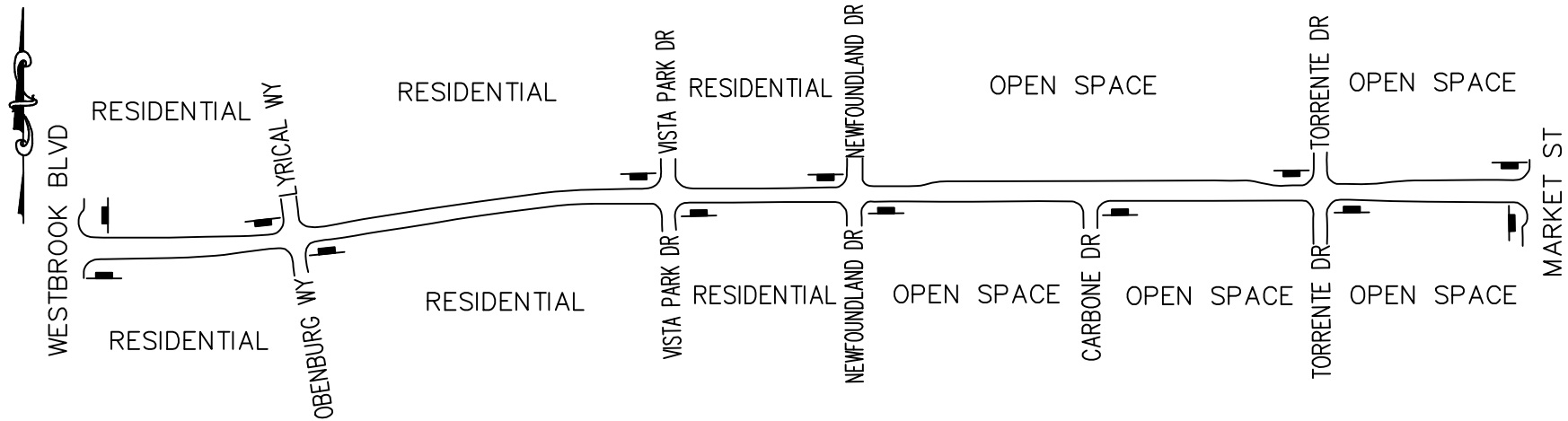
PUBLIC WORKS DEPT.

TRAFFIC ENGINEERING AND SPEED MAP
SPEED ZONE SURVEY

ROAD NAME:

SIERRA VILLAGE DRIVE
Westbrook Blvd to Market St

STRIP MAP



ROADWAY WIDTH	32'-46'
NO. OF LANES	2
ADT	2061
DIVIDER TYPE	VARIES
CRITICAL SPEED (85th %)	34.5
PACE SPEED	20-29 MPH
3-YEAR ACCIDENT HISTORY	0
EXISTING SPEED LIMIT	PRIMA FACIE 55 MPH
RECOM. SPEED LIMIT	30 MPH
SEGMENT LENGTH	.59 MI.

LEGEND	STOP SIGNS	SPEED LIMIT SIGN	TRAFFIC SIGNAL
--------	------------	------------------	----------------

MPH	61-75	0	ROADSIDE COND.	
	51-60	2		SCHOOL <input type="checkbox"/>
	41-50	67		RESIDENCE <input checked="" type="checkbox"/>
	31-40	608		BUSINESS <input type="checkbox"/>
	1-30	1384		PARKS <input type="checkbox"/>
			OPEN SPACE <input checked="" type="checkbox"/>	
			BIKEWAY <input type="checkbox"/>	

COMMENTS: PARKING ON BOTH SIDES OF THE ROAD.
HOSES USED FOR SPEED SURVEY


SOME RECOVERY AREA NO RECOVERY AREA
SCHOOL ROUTE


City of Roseville Engineering and Traffic Survey

Summary

Street: SIERRA VILLEGE DRIVE
Limits: WESTBROOK BLVD
MARKET ST

Field Observer: A. ZASSO
Checked By: J. CERVANTES
Date: 10/31/2023

Factors	Direction: East/West
<u>A. Prevailing Speed Data</u>	
Location of Survey	90' West of Vista Park Dr
85th Percentile	34.5 MPH
10 mph Pace	20-29
Percent in Pace	46.7%
Posted Speed Limit	Prima facie 55 mph
<u>B. Collision History</u>	
Date Range Covered	8/2/2020 to 8/2/2023 (3 years)
Total Collisions	0
Collision Rate (Acc/MVM)	0.00
Expected Collision Rate	1.68
<u>C. Traffic Factors</u>	
Average Daily Traffic	2061
Length of Segment	3115
Lane Configuration	Single Lane Each Direction
Street Classification	Collector
<u>D. Conditions Not Readily Apparent</u>	
Conditions	See: Roadside Conditions on the Speed Zone Survey Map.
Roadway Geometrics	Horizontal Curve
Comments	Single-family residential; Parking on both sides of the road
<u>E. Adjacent Land Use</u>	
	Residential
Posted Speed Limit	Prima facie 55 mph
Speed Limit Change?	Yes
Revised Speed Limit	30
Approved and Authorized for release by City of Roseville Traffic Engineering Department:	
 _____	12-13-2023 Date Loc.#





Direction: A to B, WB

10/31/2023	> 15 - 20	> 20 - 25	> 25 - 30	> 30 - 35	> 35 - 40	> 40 - 45	> 45 - 50	> 50 - 55	> 55 - 60	> 60 - 65	> 65 - 70	> 70 MPH	Total
Time 0 - 15 MPH	MPH	MPH	MPH	MPH	MPH	MPH	MPH	MPH	MPH	MPH	MPH	MPH	
12:00 AM	1	1	1	1	1	2	0	0	0	0	0	0	7
1:00	1	0	0	0	0	0	0	0	0	0	0	0	1
2:00	0	3	0	1	1	0	0	0	0	0	0	0	5
3:00	0	2	1	0	0	1	0	0	0	0	0	0	4
4:00	0	3	2	3	1	1	2	0	0	0	0	0	12
5:00	1	4	6	4	12	2	3	0	0	0	0	0	32
6:00	1	18	9	20	17	11	6	2	0	0	0	0	84
7:00	7	17	9	15	17	4	1	1	0	1	0	0	72
8:00	4	11	11	14	7	9	2	0	0	0	0	0	58
9:00	4	11	10	15	8	4	1	0	0	0	0	0	53
10:00	4	15	16	7	12	11	3	1	0	0	0	0	69
11:00	1	15	12	10	12	7	5	0	0	0	0	0	62
12:00 PM	2	9	12	14	19	7	1	0	0	0	0	0	64
1:00	1	14	13	20	25	12	5	0	0	0	0	0	90
2:00	0	5	8	22	29	21	3	2	1	0	0	0	91
3:00	3	8	15	19	13	11	3	0	0	0	0	0	72
4:00	0	10	12	16	11	9	2	0	0	0	0	0	60
5:00	2	13	15	14	8	5	1	0	0	0	0	0	58
6:00	3	10	13	12	1	2	1	0	0	0	0	0	42
7:00	0	14	16	21	3	2	0	0	0	0	0	0	56
8:00	1	7	10	9	4	8	0	1	0	0	0	0	40
9:00	0	4	5	6	10	1	0	0	0	0	0	0	26
10:00	0	2	1	1	2	0	0	0	0	0	0	0	6
11:00	1	0	1	1	0	3	0	0	0	0	0	0	6
Total	37	196	198	245	213	133	39	7	1	1	0	0	1070
Grand Total	37	196	198	245	213	133	39	7	1	1	0	0	1070
Stats			Percentile	15th	50th	85th	95th						
			Speed	18.5	27.3	35.4	39.4						
			Mean Speed (Average)	27.1									
			10 MPH Pace Speed	25-34									
			Number in Pace	458									
			Percent in Pace	42.8%									
			Number > 45 MPH	9									
			Percent > 45 MPH	0.8%									



Direction: B to A, EB

10/31/2023	> 15 - 20	> 20 - 25	> 25 - 30	> 30 - 35	> 35 - 40	> 40 - 45	> 45 - 50	> 50 - 55	> 55 - 60	> 60 - 65	> 65 - 70	> 70 MPH	Total
Time 0 - 15 MPH	MPH	MPH	MPH	MPH	MPH	MPH	MPH	MPH	MPH	MPH	MPH	MPH	
12:00 AM	0	1	1	1	1	0	0	0	0	0	0	0	4
1:00	0	0	0	0	1	0	0	0	0	0	0	0	1
2:00	0	1	0	0	0	0	0	0	0	0	0	0	1
3:00	0	1	0	2	1	1	1	0	0	0	0	0	6
4:00	0	0	2	1	2	0	0	0	0	0	0	0	5
5:00	1	5	8	12	8	4	4	1	0	0	0	0	43
6:00	3	24	24	26	28	10	4	0	0	0	0	0	119
7:00	4	14	21	12	11	4	2	0	0	0	0	0	68
8:00	1	12	15	13	9	6	0	0	0	0	0	0	56
9:00	1	9	11	15	9	3	3	0	0	0	0	0	51
10:00	0	8	10	21	11	6	1	0	0	0	0	0	57
11:00	3	8	15	15	13	4	1	0	0	0	0	0	59
12:00 PM	2	6	18	16	6	3	0	0	0	0	0	0	51
1:00	2	5	9	14	19	8	1	0	0	0	0	0	58
2:00	0	4	17	11	9	1	2	0	0	0	0	0	44
3:00	0	11	16	13	8	8	1	0	0	0	0	0	57
4:00	0	7	24	28	20	9	0	0	0	0	0	0	88
5:00	7	13	24	24	11	6	0	0	0	0	0	0	85
6:00	1	10	22	11	7	1	0	0	0	0	0	0	52
7:00	6	1	13	9	2	1	0	0	0	0	0	0	32
8:00	1	10	7	3	4	2	0	0	0	0	0	0	27
9:00	1	0	5	5	3	0	0	0	0	0	0	0	14
10:00	0	0	3	5	1	0	0	0	0	0	0	0	9
11:00	0	2	1	0	0	1	0	0	0	0	0	0	4
Total	33	152	266	257	184	78	20	1	0	0	0	0	991
Grand Total	33	152	266	257	184	78	20	1	0	0	0	0	991
Stats			Percentile	15th	50th	85th	95th						
			Speed	18.6	25.9	33.0	37.3						
			Mean Speed (Average)	26.0									
			10 MPH Pace Speed	20-29									
			Number in Pace	521									
			Percent in Pace	52.6%									
			Number > 45 MPH	1									
			Percent > 45 MPH	0.1%									



Direction: Combined

10/31/2023	> 15 - 20	> 20 - 25	> 25 - 30	> 30 - 35	> 35 - 40	> 40 - 45	> 45 - 50	> 50 - 55	> 55 - 60	> 60 - 65	> 65 - 70	> 70 MPH	Total
Time 0 - 15 MPH	MPH	MPH	MPH	MPH	MPH	MPH	MPH	MPH	MPH	MPH	MPH	MPH	
12:00 AM	1	2	2	2	2	2	0	0	0	0	0	0	11
1:00	1	0	0	0	1	0	0	0	0	0	0	0	2
2:00	0	4	0	1	1	0	0	0	0	0	0	0	6
3:00	0	3	1	2	1	2	1	0	0	0	0	0	10
4:00	0	3	4	4	3	1	2	0	0	0	0	0	17
5:00	2	9	14	16	20	6	7	1	0	0	0	0	75
6:00	4	42	33	46	45	21	10	2	0	0	0	0	203
7:00	11	31	30	27	28	8	3	1	0	1	0	0	140
8:00	5	23	26	27	16	15	2	0	0	0	0	0	114
9:00	5	20	21	30	17	7	4	0	0	0	0	0	104
10:00	4	23	26	28	23	17	4	1	0	0	0	0	126
11:00	4	23	27	25	25	11	6	0	0	0	0	0	121
12:00 PM	4	15	30	30	25	10	1	0	0	0	0	0	115
1:00	3	19	22	34	44	20	6	0	0	0	0	0	148
2:00	0	9	25	33	38	22	5	2	1	0	0	0	135
3:00	3	19	31	32	21	19	4	0	0	0	0	0	129
4:00	0	17	36	44	31	18	2	0	0	0	0	0	148
5:00	9	26	39	38	19	11	1	0	0	0	0	0	143
6:00	4	20	35	23	8	3	1	0	0	0	0	0	94
7:00	6	15	29	30	5	3	0	0	0	0	0	0	88
8:00	2	17	17	12	8	10	0	1	0	0	0	0	67
9:00	1	4	10	11	13	1	0	0	0	0	0	0	40
10:00	0	2	4	6	3	0	0	0	0	0	0	0	15
11:00	1	2	2	1	0	4	0	0	0	0	0	0	10
Total	70	348	464	502	397	211	59	8	1	1	0	0	2061
Grand Total	70	348	464	502	397	211	59	8	1	1	0	0	2061
Stats			Percentile	15th	50th	85th	95th						
			Speed	18.5	26.6	34.5	38.6						
			Mean Speed (Average)	26.6									
			10 MPH Pace Speed	20-29									
			Number in Pace	963									
			Percent in Pace	46.7%									
			Number > 45 MPH	10									
			Percent > 45 MPH	0.5%									